

**NOW THE MAN OF AFFAIRS.**

**Changes in the Vocation of the College Graduate.**

[From the Editorial Notes of the Yale Review for November, by the Courtesy of the Editors.]

Appended hereto are given in condensed and abbreviated form the figures indicating the distribution of Yale College graduates among the various professions and occupations. The records of the various class secretaries cover the period since 1839 without a break. Records for the earlier classes are often incomplete, and sometimes wholly wanting. From those that do exist the above figures have been derived. The leading difficulty in doing so is due to the changes of occupations reported by individual graduates, more frequent in the earlier years of the century than now. So, for instance, a graduate of the College might begin to earn his livelihood by teaching, then study and practice law, and finally enter upon some mercantile career; or, another might study for the ministry, exchange that profession for journalism, and eventually retire to the country and end his days as a farmer. In each case a graduate has been assigned to that occupation in which he appears to have been most successful, generally a question of the number of years devoted to each vocation. Another difficulty lies in the fact that a considerable number of graduates make no report of their doings; they are often the unsuccessful ones, and must of necessity be disregarded. A third, but minor difficulty presents itself in the case of those who die before the final selection of their vocation. Owing to this fact, the proportion of teachers, whose occupation is so often a stepping-stone to some other, may be unduly swelled, but to no very considerable extent.

The graduates of each year were assigned to one or another of the ten occupations indicated in the table, namely: Law, Ministry, Medicine, Teaching and Science, Business, Engineering, Journalism and Literature, Farming, Government Service (military and civil), and Miscellaneous. The relative share of each occupation was expressed in a percentage of each year's graduates; and an average percentage for five-year periods was derived and is given in the table.

**FEWER CHOOSE THE MINISTRY.**

The results of the inquiry may be expressed as follows: At the end of the last century 39 per cent. of the class became clergymen. This was almost the exact proportion (40%) which held good for the classes graduating during the first hundred years of the College's history (1701-1801). The first fifteen classes sent on an average 78 per cent. of their number into the ministry; the first fifty classes, 52 per cent.; the second fifty classes, 28 per cent. During the first half of this century the proportion remained fairly constant at about the last figure. Beginning with the middle of the century, however, the fraction of each class that entered the ministry fell off, especially in the case of the classes graduating during the Civil War and during the late seventies. Since then the figure for individual classes has varied between 3 and 13 per cent., but the average figure for five-year periods has remained noticeably constant at 6 and 7 per cent.

As compared with the great falling off in the clerical profession, from 40 per cent. at the beginning, to 6 or 7 per cent. at the end of this century, the proportion of a class choosing the law as a profession has varied little during the same period, at least if the figures are taken representing the average for periods of five years. This is especially true of the last five periods (1871-93), during which the figure was three times 35 per cent. and twice, 36 per cent. It may be more than a curious coincidence that the three maxima of the above figure (barring the first in 1797) occur during the periods immediately following the three wars, of 1812, of 1848, and the Civil War.

**TEACHING.**

The profession of teaching has attracted a fraction of each class that has varied within very wide limits. In some classes previous to the Civil War,

one-fifth or one-sixth of the members became teachers; in others the fraction sank to zero. It is difficult to explain the irregular changes in this figure, unless they are taken to indicate that the teacher's profession has generally been a stepping-stone, in some years deserted for some other profession, in other years, often owing to accidental causes, permanently enrolling college graduates among its members. Since the Civil War, however, the fraction of each class becoming teachers, or devoting themselves to scientific pursuits, has varied within much narrower limits—in the case of the graduates of 1879 to 1893, between 9 and 15 per cent.—indicating that teaching has become a well recognized profession, and tends nowadays, like the law and medicine, to attract approximately the same fraction of each college generation.

The last has been distinctly the case with the medical profession, which during the five year periods since 1841 has uniformly attracted about one-tenth of those graduating from the College, the figures falling once as low as 8 per cent., and three times rising to 12 per cent. During the second, third and fourth decades of this century it rose to an unusual height. This unusual popularity of the medical profession at that time is also illustrated, though not as conclusively, by the fact that the average number of physicians annually graduating from the Yale Medical School during the third decade of the century was not again equalled or exceeded in any single year before 1896.

As regards the above four learned professions, the law, the ministry, medicine, and teaching, the figures conclusively show that, after attracting a larger and larger constituency from among the classes of the first thirty years of this century, the tide then turned, and from attracting nine-tenths of each college class during the early thirties, the proportion fell off steadily, with hardly an exception, till recent times. However, the last eighteen classes, arranged in four groups in the table, send a surprisingly constant fraction of their members into one or the other of the four learned professions, namely approximately five-eighths.

**MORE GO INTO BUSINESS.**

The most striking fact brought to light by the table is the great increase of the graduates of the College pursuing a mercantile career. The proportion of business men in the first 20 classes of this century was temporarily high, perhaps owing to the stimulus of the foreign wars and of our war of 1812 and of its after effects. Then the fraction fell to a low level in the twenties and early thirties. Beginning with the Class of Thirty-Nine, the fraction rose steadily, with practically no setback, until the present time, rising most rapidly in the case of those graduating in the late forties, during the Civil War and during the seventies. From generally occupying the fourth place in importance among the occupations of graduates, business rose to the third place with the Class of Forty-Two, the second place during the Civil War, and will presumably eventually wrest the first place from the legal profession.

While the relative number of merchants among Yale College graduates has grown so much, the number of farmers has greatly fallen off. This is largely, but not wholly, explained by the disappearance from the list of alumni of the Southern planter. In addition, the greater attractions offered by the other vocations and by urban life should be taken into account.

One more occupation deserves notice, that of government service. Here it was evidently the Civil War which attracted a considerable number of graduates of the time and of previous years to the military and civil service of the government. Those graduating since the war have in but a few cases followed their example.

The general outcome of the movement as indicated in the table may be summed up as follows: The law during the past century has fairly, uniformly enlisted one-third of each college generation. At the beginning of the century the ministry followed closely in second place. Roughly speaking, the law and the ministry were then chosen by two-thirds of the class. Nowadays, the law still holds its own, but the ministry has fallen off greatly in relative importance; its place has been taken by the merchant's vocation,

[Continued on 100th page.]

It is quite the way now with thousands of business people to keep track of appointments and engagements, and to make memoranda of all kinds, on the Columbia Pad Calendar. It is an orthodox piece of desk furniture and one of the evidences of the universal reputation of the concern by whom it is published.—*Adv.*

**POINTS ON POLICIES.**

"History is Philosophy teaching by Examples."

So if one doesn't know already about the PHOENIX MUTUAL a fact like this that follows may be a good teacher.

**Policy 44,597,**

On the life of H. H., of Benson, Vt.

Ordinary Life, - Age 41.

Annual premium, \$31.46.

Original amount, - - - \$1,000.00

Dividend additions credited to

the policy on payment of

1897 premium, - - - \$465.00

Total amount of Insurance, - \$1,465.00

So that the face value of the contract is now over 146% of its original amount.

**PHOENIX MUTUAL LIFE INSURANCE CO., HARTFORD, CONN.**

J. B. BUNCE, *President.*


JOHN M. HOLCOMBE, *Vice-Prest.*

CHAS. H. LAWRENCE, *Secretary.*

**F. R. BLISS & CO.**

**TAILORS**

NEW HAVEN, CONN.




**Mory's**

*Louis Linder.*

**PACH BROS., COLLEGE PHOTOGRAPHERS,**


1024 Chapel St., New Haven.

Branch of No. 935 Broadway, - New York



**DIEBOLD SAFE & LOCK CO.,**

H. W. BEADLE, GEN'L AGENT,  
79 Duane Street, - New York.



NEW YORK OFFICE, 337 BROADWAY.

NEW HAVEN OFFICE, 177 CROWN ST.

HARTFORD OFFICE, 82 PEARL ST.

**For All Around Work**

It is the Superior Writing Machine.

It Excels in all Desirable Features. It is Simple, Strong and Mechanically Correct—the Most Economical Machine Made. :::::

SEND FOR ART CATALOGUE.

The Smith Premier Typewriter Co.

**NEW YORK FLORIDA**

**EXCURSIONS**

**FLORIDA AND THE SOUTH**

NEW YORK TO JACKSONVILLE **\$43.30**

1st AND RETURN FIRST CABIN

Intermediate Cabin, \$35.30

CHARLESTON **\$32.00** FIRST AND RETURN CABIN

Intermediate Cabin, \$24.00

Above Rates include Meals and Stateroom Accommodations...  
Tri-Weekly Sailings from Pier 29, East River, New York...

**CLYDE LINE**

THEO. G. EGER, Traffic Manager, WM. P. CLYDE & CO., General Agents,  
5 BOWLING GREEN, NEW YORK.

A. P. LANE, New England Passenger Agent, 201 Washington St., Boston.